



DK10SE Series

40 - 58 HP



DK10SE SERIES

Big power without the big price tag.

The DK10SE Series is fully featured, comfortable and ready for any job that demands a durable compact tractor.

Powerful and Rugged

Open Platform ROPS Design

Climate-Controlled Cab

Fuel-Efficient Diesel Engine

Powerful HST Transmission

Hydraulic Independent PTO








Center Marker

The hood design provides the operator with excellent visibility while the center ridge marker assists with maintaining straight lines during operation.



Fender Grip

Available on each side of ROPS model tractors, these handles provide assistance while getting on and off of the tractor.



High Ground Clearance

The minimum ground clearance of 14.5 in. makes usage on rocky or uneven terrain simpler.

1 Power Steering

The standard power steering minimizes the effort required to make tight, repetitive turns.

2 Deluxe Suspension Seat

The ergonomically designed, adjustable suspension seat allows the operator to ride in comfort. With a seat belt and operator presence switch as standard equipment, the DK10SE Series focuses on operator safety.

3 3-Point Control Lever

The 3-point control lever allows you to easily raise and lower the lift arms.

Linked HST (Optional)

When the HST linked pedal is engaged, the HST pedal and the engine rpm are synchronized. This reduces fuel consumption and simplifies tractor operation for a variety of utility and loader applications.

4 Dual HST Pedal

DK10SE models utilize a two pedal system for forward and reverse with smooth engagement, acceleration and deceleration. Dual pedals provide easier use which reduces operator fatigue during long hours of work and when doing repetitive tasks.

Single Piece Hood

Self supported with an air cylinder, the single piece hood enables quick and convenient access for daily maintenance.



EXPERIENCE THE NEW AND POWERFUL DK10SE



4WD Engagement

The 4WD comes standard on all models and is engaged with an easy access lever.




Illuminated Dashboard

The illuminated dashboard ensures great visibility while working in all lighting conditions.



Power Socket with USB & AUX Port

Cab models come standard with a power socket, USB connection and auxiliary port to meet a variety of electrical needs.



Rear Differential Lock

The easily accessible differential lock lever allows for engagement/disengagement of the differential allowing you to maintain traction on uneven or muddy terrain.



Single Lever Joystick

An ergonomically designed joystick lever for front loader operation is standard on DK10SE Cab model tractors.



PTO Cruise

With one touch, engine speed may be set to maintain steady rpm to maximize working efficiency. When engaged, the operator may change the engine rpm by simply pressing a switch to increase or decrease the rpm.



Powerful HST Transmission

DK10SE Series models feature a performance proven, heavy-duty HST drive delivering power and efficiency. The three range transmission (Hi/Mid/Low) with twin pedal operation makes your job easier, smoother and safer.



Eco-Friendly Diesel Engine

The Common Rail Diesel Engine (CRDI) improves fuel efficiency while reducing noise levels. With this eco-friendly Tier 4 engine, the DK10SE Series offers the operator a quiet work environment with powerful performance.



Hydraulic Independent PTO

The standard rear PTO is easily engaged by the simple push of a button. A safety interlock prevents the engine from starting when the PTO switch is left on. All models come standard with a selectable manual or automatic PTO option. When the Auto PTO is engaged, the PTO will automatically shut off when the 3-point control is raised, eliminating exposure to the running implements.



Advanced Air Conditioning System

DK10SE cab models come standard with a cooling and heating system ensuring comfortable working conditions all year round.



Remote Hydraulic Valves

A standard single remote valve (2nd optional) accommodates a wide variety of attachments and implements.



Tool Box

Conveniently located behind the seat, this tool box provides storage the operator needs.

Ergonomic Panoramic Cab

The ergonomically designed platform has all controls conveniently located for optimum operator comfort. Large unobstructed windows provide a panoramic view for increased sight lines.

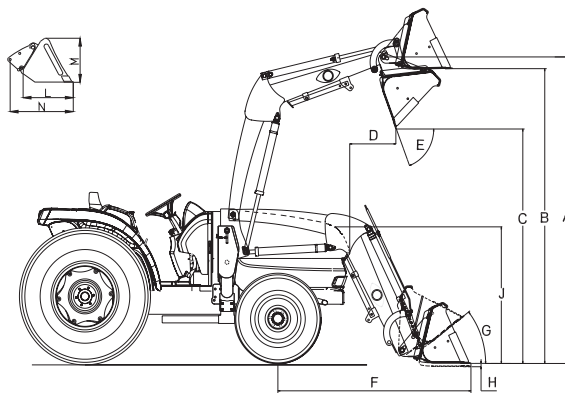


KIOTI TRACTOR
PREMIUM DK10SE SERIES



Front End Loader

The KIOTI KL5520 and KL5521 front end loaders are specifically designed for the DK10SE Series tractors, providing efficient performance with single lever joystick control and a quick attach bucket. The loader, with a built-in parking stand, is designed to be quickly and easily attached and detached. KL Series loaders utilize the tractor's hydraulic system, feature single-lever control with float and come with a bucket level indicator.

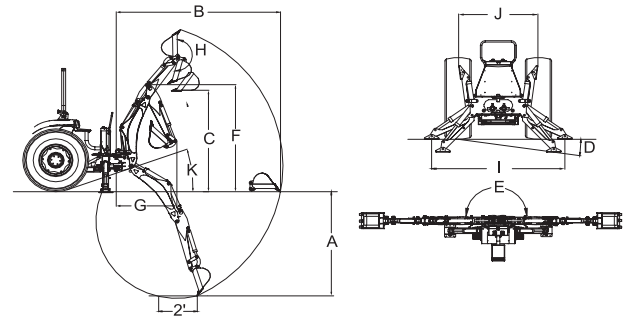


Loader Specifications

MODEL	KL5520 / KL5521
A Maximum Lift Height to Pivot Pin	105.7 in. (2,686 mm)
B Clearance w/ Bucket Level	94.4 in. (2,397 mm)
C Clearance w/ Bucket Dumped	76.8 in. (1,951 mm)
D Reach at Maximum Height (45°)	23.0 in. (585 mm)
E Maximum Dump Angle	46°
F Reach w/ Bucket on Ground	73.1 in. (1,858 mm)
G Maximum Rollback Angle	43°
H Digging Depth Below Grade	10.5 in. (268 mm)
J Overall Height in Carry Position	52.5 in. (1,335 mm)
L Bucket Depth (Inner Shell)	21.6 in. (549 mm)
M Bucket Height	22.6 in. (576 mm)
N Bucket Length (Pivot Pin)	29.2 in. (742 mm)
Lift Capacity to Full Height at Pivot Pins	2,474 lbs. (1,122 kg)
Breakout Force at Pivot Pins	3,895 lbs. (1,767 kg)
Relief Valve Setting (Loader Control Valve)	2,273 psi (195 kg/cm ²)
Rated Flow (Tractor System)	4.2 gpm (16 L/min)
Bucket Size(s) Available (QA)	66 in. / 72 in.
Approximate Weight (With Bucket)	66 in.: 946 lbs. (429 kg) / 72 in.: 1,085 lbs. (492 kg)
Bucket Capacity (Heaped)	66 in.: 13.4 cu. ft. / 72 in.: 15.5 cu. ft.
Bucket Rollback Force at Ground Line	3,148 lbs. (1,428 kg)
Single Lever Joystick	KL5520: Optional / KL5521: Standard
Compatible Models	KL5520: ROPS / KL5521: Cab
Cycle Times	2,600 rpm (Full)
Raise Boom Frame	3.9 sec
Lower Boom Frame	2.3 sec
Dump Bucket	3.2 sec
Retract Bucket	1.9 sec

Backhoe

The KIOTI KB2485 backhoe lets you trench up to 94.4 inches deep with a bucket dig force up to 3,748 pounds. The KB2485 backhoe features subframe mounting, responsive two-lever controls with exceptional feathering, hydraulic stabilizers, transport lock and a variety of standard and heavy-duty buckets.



Backhoe Specifications

MODEL	KB2485			
A Digging Depth (Two Foot Flat Bottom)	94.4 in. (2,400 mm)			
B Reach from Center Line of Swing Pivot	136.1 in. (3,460 mm)			
C Loading Height (Bucket at 60°)	80.3 in. (2,040 mm)			
D Maximum Leveling Angle	10°			
E Swing Arc	180°			
F Transport Height (Maximum)	92.9 in. (2,360 mm)			
G Transport Overhang	50.4 in. (1,280 mm)			
H Bucket Rotation	180°			
I Stabilizer Spread (Down Position)	68.7 in. (1,745 mm)			
J Stabilizer Spread (Up Position)	46.4 in. (1,180 mm)			
K Angle of Departure	21°			
Shipping Weight (Without Bucket)	1,102 lbs. (500 kg)			
Bucket Digging Force	3,748 lbs. (1,700 kg)			
Dipperstick Digging Force	2,205 lbs. (1,000 kg)			
Operating Pressure	2,466 psi (170 bar)			
Cylinders				
Cylinder	Bore DIA	Retracted Length	Stroke	Rod DIA
Boom	2.75	25.04	15.20	1.57
Bucket	2.36	24.8	15.55	1.38
Dipperstick	2.75	27.87	19.88	1.57
Swing	2.36	15.67	8.78	1.38
Stabilizer	2.36	17.55	10.31	1.38
Buckets				
Bucket	Teeth Quantity	Struck Capacity	Heaped Capacity	Shipping Weight
12" Bucket	3	1.01 cu. ft.	1.24 cu. ft.	56 lbs.
18" Bucket	4	1.56 cu. ft.	2.02 cu. ft.	70 lbs.
24" Bucket	5	2.11 cu. ft.	2.82 cu. ft.	94 lbs.
36" Bucket	6	2.78 cu. ft.	4.00 cu. ft.	114 lbs.

* Specifications and design are subject to change without notice.

* Specifications and design are subject to change without notice.



ISO 9001
NO.954596



ISO 14001
NO.771475



OHSAS 18001
NO.K033008

SPECIFICATIONS

MODEL	DK4210SE HST	DK4210SE HST Cab	DK4710SE HST	DK4710SE HST Cab	DK5310SE HST	DK5310SE HST Cab	DK6010SE HST	DK6010SE HST Cab
ENGINE								
Model	3H-TH4D				3H-TH4C			
Type	3 Cyl., In-line Vertical, Water-cooled 4-cycle Diesel, CRDI							
Engine Gross	hp (kW)	39.6 (29.5)		44.9 (33.5)		50.3 (37.5)		57.7 (43)
PTO @ Rated PTO rpm	hp (kW)	29.1 (21.7)		33.4 (24.9)		39.3 (29.3)		44.9 (33.5)
Displacement	cu. in. (cc)	111.4 (1,826)						
Rated Revolution	rpm	2,600						
Fuel Tank Capacity	US gal. (ℓ)	12.7 (48)						
DRIVE TRAIN								
Transmission	Hydrostatic							
Speeds	3 Range							
Differential Lock	Rear Standard							
Brake	Wet Disc Type							
PTO Type	Independent							
Rear PTO (Standard)	rpm	540						
Mid PTO (Optional)	rpm	2,000						
4WD Type	Mechanical							
HYDRAULIC SYSTEM								
Pump	Gear							
Pump Capacity (Max. Flow Rate)	gpm (L/min)	16.49 (62.4)						
3-Point Hitch	Category I							
Maximum Lifting Capacity (24" aft. of hitch)	lb. (kg)	2,716 (1,232)						
Hydraulic Lift Control System	Position							
Number of Remote Valves	1 Standard (2 Port)							
Steering	Hydrostatic Power Steering							
TIRE SIZE								
Front AG. (Turf, Industrial)	8-16 (29-12.5-15, 10-16.5)							
Rear AG. (Turf, Industrial)	13.6-24 (21.5L-16.1, 14.9-24)							
TRAVELING SPEEDS								
Forward	mph (km/h)	0 ~ 18.5 (0 ~ 29.7)						
Reverse	mph (km/h)	0 ~ 12.9 (0 ~ 20.8)						
DIMENSIONS								
Overall Length (Includes 3-pt Hitch)	in. (mm)	125.5 (3,189)						
Overall Width (Minimum Tread)	in. (mm)	62.8 (1,596)						
Overall Height (From Top of ROPS)	in. (mm)	96.8 (2,458)	-	96.8 (2,458)	-	96.8 (2,458)	-	96.8 (2,458)
Overall Height (From Top of Cab)	in. (mm)	-	93 (2,363)	-	93 (2,363)	-	93 (2,363)	-
Wheelbase	in. (mm)	71.3 (1,810)						
Min. Ground Clearance	in. (mm)	14.5 (368)						
Tread	Front (AG.)	49.2 (1,252)						
	Rear (AG.)	49.2 (1,251)						
Min. Turning Radius (With Brake)	ft. (m)	8.63 (2.6)						
Weight with AG. Tires and ROPS	lb. (kg)	3,522.9 (1,598)	-	3,522.9 (1,598)	-	3,522.9 (1,598)	-	3,522.9 (1,598)
Weight with AG. Tires and Cab	lb. (kg)	-	4,043.3 (1,834)	-	4,043.3 (1,834)	-	4,043.3 (1,834)	-

* NOTE : Specifications and design are subject to change without notice.

STANDARD EQUIPMENT

- Headlights
- Signal Lamp
- Parking Brake
- Hydrostatic Power Steering
- Wet Disc Brakes
- 4WD
- Rear PTO
- Illuminated Dashboard
- Rear External 3-Pt Control Lever
- Cup Holder
- Tilt Steering
- Single Remote Hydraulic Valve
- Horn
- Deck Mat
- Toolbox
- 7 Pin Socket
- PTO Shield
- Joystick Valve (Cab)
- Front Working Light (Cab)
- Heat and A/C (Cab)
- Rear Window Defrost (Cab)
- Sunvisor (Cab)
- Power Socket with USB & AUX Port (Cab)

OPTIONAL EQUIPMENT

- Mid PTO
- Front Weights
- Rear Weights (Not Available on Turf Tires)
- Second Remote Hydraulic Valve (Spring or Detent)
- Clevis Type Drawbar
- HST Cruise
- HST Link Pedal
- Fuel Heater
- Block Heater
- Dual Air Cleaner
- Telescopic Link Ends
- Telescopic Stabilizers
- Side View Mirror
- Front Grill Guard
- 3 pin socket
- Front Working Light (ROPS)
- Rear Working Light (ROPS)
- Sun Canopy (ROPS)
- Power Socket (ROPS)
- Mid ROPS (ROPS)
- CD Player (Cab)
- Seat Armrest
- Rear Window Wiper (Cab)
- Beacon Light Wiring Kit (Cab)
- 3rd Function Kit

ATTACHMENTS

- Loader
- Backhoe
- Contact your local KIOTI dealer for available implements and attachments.



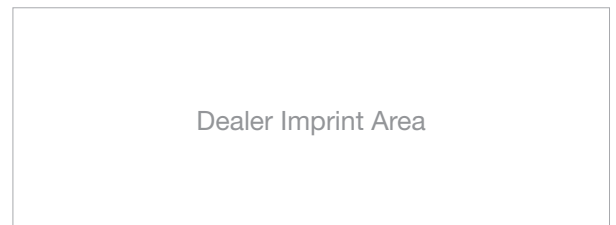
KIOTI Tractor Division

DAEDONG - USA, INC.

6300 KIOTI Drive, Wendell, NC 27591 USA

Toll free 877-GO-KIOTI • Fax 919-374-5001

Web www.KIOTI.com



Dealer Imprint Area